

**Inside this issue:**

## Club Potluck, Sail Day, Workday

This month's **potluck** will be on Wednesday March 14th at Wailoa State Park Pavilion number 3 beginning at 6:30PM. Come join the fun!

**Sail day** will be Sunday March 18th beginning 11AM at the Bayfront beach. Bring your own PFDs (lifejackets). Jon Ol-

son will be doing Sailing 101 for newcomers.

You are invited to participate in the club **workday** on Saturday March 24th at 10AM.

The main purpose for the **workday** is to keep our new club-site clean and to make improvements

to the launch area. Those who wish to work on the boat racks bring your battery powered tools.

Everybody is encouraged to participate in the **workday** at Kūhio Kalanianaʻōle Park. We'll have a boat to work on that day too!!

## Work Day Thanks

Thanks to those who participated in February's **work days** and especially to John Luchau who organized the two Sunfish repair days and to Ron Reilly who got people motivated for our **regularly scheduled 4th Saturday Clubsite workday**. More work needs to be done to finish what we've started. Come and bring your energy 10AM Saturday the 24th to help and then possibly go

for a sail.

**Thanks to:** John Luchau, Leslie and Scott, Leilani and Brent, Jay, Marshall, Levi and Jordan Weaver, Ron and Roberta and Matt Turner for February 11th workday and John Luchau, Cheryl Adler, Sherri Miller, Dale, Jay, Joe Calvino and Leilani and Brent for February 15th.

**Thanks to:** Ron, Roberta Baker, Leslie

and Scott, Jon Archambeau, Marshall, Levi, Jordan and Julia Weaver, Dick and Janine, Paul Patnode, Ray Purifoy, Sherri, Robert and Brigitte for the workday on February 24th. Landscaping, launchpads, cleanup and boat scraping all got accomplished in short order by a large crew. Let's have another big turnout on Saturday March 24th

Schedule of Events	1
Work Day Thanks	1
Yacht Club Site and Classifieds	2
Fiberglass Repair 101	3
Fiberglass Repair 101, America's Boating Course	4
Calendar	5
Membership	6

**Club Officers**

- ♦ **Commodore:** Ron Reilly - 967-8603
- ♦ **Vice Commodore (East):** Dave Partlow - 443-7457
- ♦ **Vice Commodore (West):** Alicia Star-song - 883-9230
- ♦ **Rear Commodore Power:** Jon Olson - 443-1036
- ♦ **Rear Commodore Sail:** Chris Rains - 966-6267
- ♦ **Secretary:** Tomas Chylek - 933-9521
- ♦ **Treasurer:** Janine Cohen - 963-5042

# Club Site at Kuhio Kalaniana'ole Park



Come down to the site and use it. There are now two boat racks with two Walker Bay 10s and associated gear.

Next regularly scheduled club site workday is the 4th Saturday of each month beginning at 10AM.

The storage area is always in need of grass trimming and rock tossing (to the side of the lot please).

## Classifieds - (Sellers Check Your Ads) - 982-5959

**For Sale:** Cal 20 project boat with all parts and pieces. \$500. Mike Matthews. 982-5164.

**For Sale:** 13 foot Avon with 25hp outboard and trailer. \$4000. Mike at 982-5164.

**For Sale:** Bristol 22. Ranger 23. With all parts and pieces. Mauricio at 961-6730.

**For Sale:** 15 ft West Wight Potter, 3hp Johnson, trailer, like new \$4900. Roy at 935-6101.

**For Sale:** 8ft Portabote folding dinghy. Practically new \$1100. 935-2219.

**For Sale:** Honda 18 4 stroke \$1500. 443-1036.

**For Sale:** Half Ownership in Cal 28 Sloop in Reeds Bay. Only \$2500. Call Rob at 989-5991 for details.

**For Sailing** in Kona contact: Aloha Sailing, Phone: 883-9230 or Email: alohasailing@yahoo.com.

**For Sale:** Windsurfers, Sailboard Brand 12'2" beginner board, car-

bon mast, daggerboard, sail \$150 and a high performance fiberglass board. Mast, two booms, 3 sails (6.0 thru 4.0) \$175. BISF Daniel at 989-0993.

**For Sale:** 2001 Catalina Capri 14.2 with trailer \$3200. Tom at 959-5675.

**For Sale:** Gemini 105M, 33.5' Catamaran, "Star Gypsy" Ready for cruise and bluewater. \$122,500.00. Richard at 1-809-553-328.

**Wanted:** A trailer for my Thistle 17 foot sailboat. Glen at 968-6139 or cell 937-1606.

**Wanted:** Volunteers to be class Captains. Need a **Class Captain** for each of the following classes: Sunfish, Hobies and Bigger Boats. 967-8603

**Wanted:** Volunteer 23 foot Wharram Catamaran

**Class Captain** to be in charge of maintenance and check out sail procedure on a 23 foot Wharram. 967-8603.

Photo below is of "Windsong" donated to the club by **Class Captain Joel Rutter**.




## Sunfish Fiberglass Repair 101 - John Luchau

Sometimes when you're out on the water in a fiberglass boat stuff happens. Some stuff is more serious than others and might result in a large crack or hole in which huge quantities of water want to come in.

Boat number 2 had such a thing happen while in the surf line and another boat's bow hit it amidships port side. This is known as being "T-boned." Needless to say boat number 2 was out of commission. Even duct tape couldn't cure this one.

First cut or grind away the damaged glass with a scroll saw or an angle grinder with a metal cutting wheel as in the photos.



Then sand away the glass to a taper of about 10 to 1 using a grinder with a softpad and 60 grit sandpaper as in the next photo.



Our next photo shows the result .



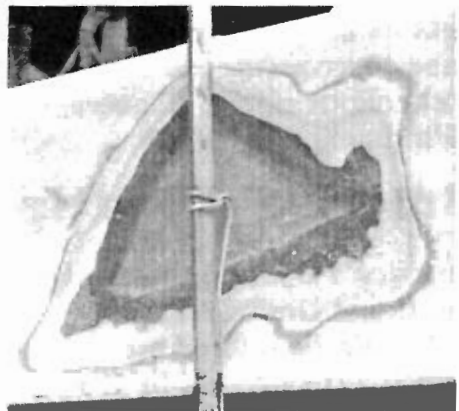
We now have good structurally sound glass all around the hole tapered to 10 to 1. Our next part of the project is to fill the new hole with fiberglass that is equally sound and strong.

Since fiberglass is very floppy when soaked in resin and hardener there needs to be a backing material behind the hole to hold the glass in place while it cures. I chose some polyurethane foam which I had in 1/4" sheets. It is available in other thicknesses as well.

We need something light and rigid to back the hole. It could be anything like plywood or even cardboard.

Cut the material just large enough to cover the hole and small enough to wiggle it inside the hole. Make certain you have some system to hold it from dropping inside and getting lost. Use a piece of string threaded through a hole in the backing foam. Put an overhand knot in the string so you can pull it through the foam once the resin has kicked. Try the piece in place before applying resin.

Clean the surfaces you will glue with resin using acetone, mix up some small amount of epoxy resin, paint the surfaces that you want to go together with the resin and place the foam in the hole. Place a stick and tie and tension the string to hold the foam in place while the resin is setting.



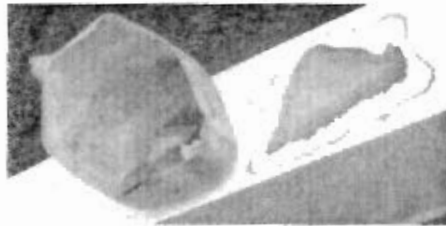
Cont'd next page

Continued from page 3) Now we need to build up layers of fiberglass mat, roving and cloth to the thickness of the surrounding glass. So cut the mat and cloth fiberglass to the size and shape of the hole in ever increasing sizes to overlap the tapered area. Mat is for adhesion and cloth is for strength so mat should be the first layer and it should go between layers of cloth or roving. In this case I used alternating mat, cofab and cloth.



Now saturate the pieces of glass with resin and put them in place working the bubbles out of the glass as you go. Don't do more than five layers at a time. Some resins harden after about 10 minutes depending on the moisture in the area and the heat.

The next step is filling, fairing and sanding. You can



use your epoxy resin and talcum powder, sawdust or microballoons. Just mix it

up, spread it on and when it hardens, sand it off flush with the hull using sandpaper or a power sander. My preference is a random orbital sander with increasing grit sandpaper until it is nice and smooth.



Next, clean with acetone, mask with tape and primer.

## Skippers Needed!! - Ron Reilly

We're looking for some folks with qualifications and significant experience to become volunteer skippers for our larger boats. They would volunteer their time in case of emergencies, i. e. tsunami warnings or a boat gets loose its mooring. Or in case someone needs to take a checkout ride in "Cheers," "Windsong," or "WWP

(Whippy)" and they can't make it on regular sail days.

Our club has more boats and jobs for people than we have volunteer skippers so if you have some previous boat ownership and sailing experience then please volunteer to help.

Call Ron and provide your name and number so that

we can publish it in a call list when your services are required.

If you wish to remain anonymous then this is **not** the job for you. The club wishes to have a list of people whose names are "out there" for people to call when their services might be needed.

## America's Boating Course

America's Boating Course by the Coast Guard Auxiliary will again be offered on March 17th at 9AM to 4PM. The cost including lunch, text and CD, is \$40. Upon successful completion, a

certificate will be awarded. The class will be held at the Coast Guard Building at the Port of Hilo. For more information call Andrea Lindsay at 987-8312.

Class size is limited, early

registration is recommended.

Many boat insurance companies will offer discounts on boating insurance to boaters who successfully complete the course.

# March 2007

SUN	MON	TUE	WED	THU	FRI	SAT
				1	2	3
4	5	6 7PM Board Meeting at Ola'a Community Center	7	8	9	10
11	12	13	14 6:30PM Potluck at Wailoa Park Pavilion Number 3	15	16	17 America's Boating Course. Andrea at 937-8312
18 11AM Sail Day and Sailing 101	19	20	21	22	23	24 10AM Club-site Work-day Kuhio Kalaniana'ole Park
25	26	27	28	29	30	31

## Caution!! - John Luchau

Secure your valuables while you are in and around the beach and clubsite. Unfortunately we have learned the hard way that there is no guarantee of security for our clubmembers while engaged in repair or sailing.

Please make certain your belongings are safe or someone is watching them. A new clubmember had her purse taken and a significant amount of cash removed while she was helping with the repair of Sun-

fish. Luckily her purse was recovered, but of course, the cash and a cell phone were not.

If you would like to assist in helping reimburse her for her loss then please contact John at 982-5959.

## Your last issue of the Newsletter

Check your membership card to see if your membership has expired. This will be your last issue of the

newsletter unless you send in your renewal today!!

**Are you tired** of the same

old articles and photos?

Submit photos and articles to me, SkiprJohn@aol.com.

## Membership

Memberships expired on 31 December as they do each year. So far we have 109 renewed and new 2007 family memberships. Check

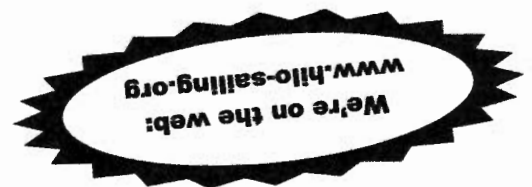
your membership card to see if your dues are current.

Rejoin now with a check to Na Hoa Holomoku mailed to

P. O. Box 1661, Kea'au, HI 96749. Make certain you notify us of any change of address, phone numbers or e-address. Spread the word!

***Aloha to Secretary Tomas Chylek who is leaving this month for employment on the mainland. Tatiana, Tereza and Albert will be joining him after the end of the school year. We'll miss this wonderful sailing family!!!***

**Membership Dues** are \$40 for Regular Family Membership, \$24 for Associate (off island) and \$20 Juniors/Fulltime Students. These memberships make great gifts.



P. O. Box 1661  
Kea'au, HI 96749

Na Hoa Holomoku  
of Hawaii  
Yacht Club